





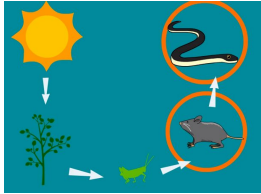
Tuloso-Midway Primary

1st Grade Weekly Learning Board

Week of : April 27 - May 1, 2020

- Please pick one activity to do from each column daily. Place an X in the box when completed.
- Please submit a photo via Remind or email of the completed activity that are highlighted in yellow under each subject.
- At the end of each week, please sign below and return to your child's teacher via Remind or email.
1st grade website <https://tmp1stgrade.weebly.com/>

Reading	Writing	Math	Science/Social Studies	TEAM
<p>Read a book to someone else and make a four square for story elements.</p> 	<p>Write 5 sentences using the following sight words.</p> <ol style="list-style-type: none"> 1.gone 2.before 3.been 4.busy 5.wonder <p>GRADE: Take a picture and send to your teacher.</p>	<p>click video lesson</p> <p>Measure how long a carpet or couch is by placing 1 foot in front of the other. Have another family member do the same. Did it take more or less feet than you? Why? Write a sentence to answer the questions. GRADE: Take a picture of your sentence, send to your teacher.</p>	<p>Social Studies Read/video about wants and services. Talk to someone about what is the difference between wants and needs?</p> <p>https://www.loom.com/share/e477af7e6ec4414985090309bb740f3d</p>	<p>PE- Jumping Jacks (Spell "Cherokees" & "Warriors") Healthy Eating: Fruits (Coaches Video)</p>
<p>Watch: Learning er, ir, ur, or</p> <p>https://www.youtube.com/watch?v=vhTdmBPL5hU</p> <p>Find things around your house the have the "er,ur,ir,or"sound.</p>	<p>If you could decorate your room any way you wanted, what would it look like? Remember to use capital letters at the beginning of sentences or when needed, spaces & punctuation.</p>	<p>Use a string or piece of tape to measure the length of your left arm. Use the same string to measure the length of your right arm. Were they the same length? Write a sentence about it. GRADE: Take a picture of your sentence, send to your teacher.</p>	<p>Social Studies Draw 1 picture of something that you <u>need</u> and 1 picture of something you <u>want</u>. Grade: take a picture and send it to your teacher.</p> <p>https://youtu.be/59fdDdvi9Sc</p>	<p>Music- Learn about the tempo markings, "Presto" and "Adagio". (Mr. Kellogg's Video 1) (Mr. Kellogg's Video 2)</p>
<p>Read a poem. You can find one on the following link. https://poets.org/poems-kid</p> <p>What did you notice in the poem? Did it have rhyme, repetition, or alliteration?</p>	<p>An Acrostic Poem</p>  <p>Make an acrostic poem using the letters in your name. Remember to write your name vertically, like how they wrote sun above.</p> <p>https://www.loom.com/share/391dcaa9b632466fbb65b50f21746b1a</p>	<p>Pick any two simple measurement units such as Cheerios cereal and plastic straws. Measure the length of a small item like a Kleenex box. Which unit did you need more for measuring and why?</p> <p>Measuring Using 2 Units</p>	<p>Science Look at the picture below of the monkeys in the trees or use other online photos of animals using plants for shelter. Discuss how animals use plants for shelter.</p>  <p>https://youtu.be/rtalRa-4Z68</p>	<p>STEM - Voice Recording link: Stem Activity April 27-May 1.m4a Document link: STEM Activity April 27-May1.docx</p>

<p>Put the following words in alphabetical order. If two words have the same first letter, you need to use the second letter to see which one goes first.</p> <p style="padding-left: 40px;">mother first shirt nurse father</p> <p>GRADE: Take a picture and send it to your teacher.</p>	<p>Write 3 sentences with "er", "ir", "ur" words you know. Remember to use capital letters at the beginning of sentences or when needed, spaces & punctuation.</p> <p>https://youtu.be/h0iT2hfj2qk</p>	<p>Being careful, mark a start line on the floor/ ground and jump as far as you can. Measure how far you jumped by putting 1 foot in front of the other. Repeat and see if your jump is longer or shorter.</p>	<p>Science Look at the picture below of the bird eating a caterpillar. Discuss how animals depend on other animals. What might happen if the bird has no food to eat? (Topic: energy transfer, food chains)</p> 	<p>PE- Draw a Hopscotch Grid Healthy Eating: Dairy (Coaches Video)</p>
<p>Watch: https://www.youtube.com/watch?v=k3_cMvRPFds&list=PLr8_5HYa7f2LGXO9SFAwEJmg6pSz12Z9o&index=2</p> <p>Use books/magazines to find words with "er, ir, ur, or". Write down at least 5 of them.</p> <p>er, ir, ur, or blending</p>	<p>Write about what you have been doing during your time away from school. Remember to use capital letters at the beginning of sentences or when needed, spaces & punctuation.</p>	<p>Get a small, light-weight object like a cotton ball or a drinking straw. Pick a start point and throw it as far as you can. Measure how far you threw it by putting 1 foot in front of the other. Throw it again to see if your throw is longer or shorter.</p>	<p>Science Look at the food chain picture. Write 1 sentence about where an animal gets its energy. Grade: take a picture of your sentence you wrote and send to your teacher.</p>  <p>*food chain-the order of how one living thing eats and gets energy from another living thing.</p> <p>Food Chains Lesson</p>	<p>Technology- practice drawing with your tools (lines, squares & circles with colors)on https://kidssearch.com/KidsPaint.html (Mrs. Yaklin's video)</p>

Parent or Guardian, please sign indicating that you have completed the assigned activities for the week. Thank you!

Parent Signature: _____